

# ELECTRIC ARTICULATING BOOM LIFTS

ZA20JE/ZA14JE/ZA14JE-Li

Comply with CE/ANSI/CSA Standard



Since 1907



## HIGHLIGHTS

- ▶ Provide greater work height of 70ft 4in/21.45m and lift capacity of 550lb/250kg than competitors (ZA20JE Only)
- ▶ Fast lift system directly lowers the boom from the highest position to the ground, no need to fold the boom to improve work efficiency (ZA20JE Only)
- ▶ Accurate and efficient traveling AC drive system and onboard motion AC drive system provides strong power, control, and maintenance-free motor
- ▶ Center layout, great structural rigidity, and small boom deflection
- ▶ Advanced dual control system (valve control + pump control) offer an energy-saving, smooth, and efficient control
- ▶ Accurate and efficient traveling AC drive system provides strong power and stable control
- ▶ 52ft 6in/16m working height

## FEATURES

### Standard Features

Proportional control	On-board diagnostic system
All motion alarm	Over tilt protection system
Flashing amber beacon	Oscillating axle (ZA20JE)
Self-closing entry gate	Load sensing system
Emergency descent system	4.3' LED display
Emergency stop button	Horn
Auto-leveling system	

### Accessories & Options

- ▶ AC power to platform
- ▶ Air line to platform
- ▶ 8.01ftx2.99ft work platform(ZA20JE)
- ▶ Non-marking tire

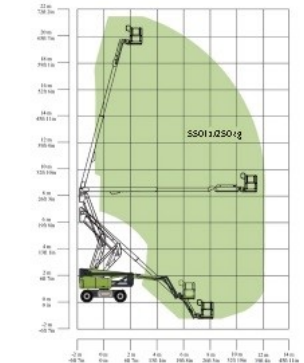
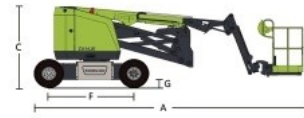
For more information and price contact:

K. Mohan

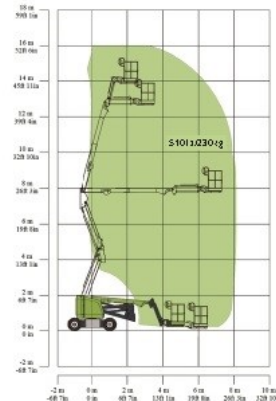
M: 9940408269 | 9500083884 | E: mohan@josts.in

# ELECTRIC ARTICULATING BOOM LIFTS

Model	ZA20JE		ZA14JE		ZA14JE-Li	
	Imperial	Metric	Imperial	Metric	Imperial	Metric
<b>Size</b>						
Work Height	70ft 4in	21.45m	52ft 6in	16m	52ft 6in	16m
Platform Height	63ft 10in	19.45m	45ft 11in	14m	45ft 11in	14m
Horizontal Outreach	39ft 6in	12.05m	24ft 7in	7.50m	24ft 7in	7.50m
Up and Over Height	27ft 1in	8.25m	25ft 5in	7.74m	25ft 5in	7.74m
A - Stowed Length	28ft 7in	8.72m	21ft 8in	6.6m	21ft 8in	6.6m
B - Stowed Width	8ft 2in	2.49m	5ft 9in	1.75m	5ft 9in	1.75m
C - Stowed Height	8ft 3in	2.56m	6ft 7in	2m	6ft 7in	2m
D - Platform Length	6.00ft(standard) 8.01ft(option)	1.83m(standard) 2.44 (option)	4ft 12in	1.52m	4ft 12in	1.52m
E - Platform Width	2.49ft(standard) 2.99ft(option)	0.76m(standard) 0.91(option)	2ft 6in	0.76m	2ft 6in	0.76m
F - Wheelbase	8ft 3in	2.52m	6ft 9in	2.05m	6ft 9in	2.05m
G - Ground Clearance	1ft 1in	0.33m	8in	0.20m	8in	0.20m
<b>Performance</b>						
Platform Capacity	550 lb	250kg	510 lb	230kg	510 lb	230kg
Drive Speed	3.79 mph	6.1km/h	3.79 mph	6.1km/h	3.79 mph	6.1km/h
Gradeability	45%(24°)		30%(17°)		30%(17°)	
Axles Oscillation	8in	0.20m	/	/	/	/
Turning Radius (Inside)	9ft 1in	2.78m	2ft 7in	0.79m	2ft 7in	0.79m
Turning Radius (Outside)	18ft	5.49m	10ft 4in	3.15m	10ft 4in	3.15m
Swing	360° continuous		360° continuous		360° continuous	
Platform Rotation	±90°		±90°		±90°	
H-Tail Swing	2ft	0.6m	0in	0m	0in	0m
Max. Working Slope	3/5°		2/4°		2/4°	
Max. Wind Speed	27.96mph	12.5m/s	27.96mph	12.5m/s	27.96mph	12.5m/s
<b>Power</b>						
Battery	24×2V/440Ah		24×2V/320Ah		48V/315Ah	
Charger	48V/60A		48V/60A		48V/60A	
Drive Motor	AC 32V	AC 32V	AC 32V	AC 32V	AC 32V	AC 32V
Lift Motor	AC 32V	AC 32V	DC 48V	DC 48V	DC 48V	DC 48V
Auxiliary Power	12V DC		Manual Pump		Manual Pump	
Hydraulic Tank Capacity	19.8 (us gal)	75L	7.9 (us gal)	30L	7.9 (us gal)	30L
Drive	4WD		2WD		2WD	
<b>Tire</b>						
Type	33×12 D6 10 Foam-filled Tires		240/55D17.5 Foam-filled Tires		240/55D17.5 Foam-filled Tires	
<b>Weight</b>						
Gross	20283 lb	9200kg	14991 lb	6800kg	14991 lb	6800kg



Range of Motion ZA20JE



Range of Motion ZA14JE



Range of Motion ZA14JE-Li



Since 1907

## Jost's Engineering Company Limited

C-7 Wagle Industrial Estate, Road

No12, Thane 400604

T: +91-22-6267 4000

E: [jostfact@josts.in](mailto:jostfact@josts.in)

[www.josts.com](http://www.josts.com)

### Contact

**K. Mohan**

GM – Channel Management | AWP Business

M: 9940408269 | 9500083884

E: [mohan@josts.in](mailto:mohan@josts.in)